



This Issue *Venturing Out Edition #17*

- WQ Officer & Chairman Reports
- Virtual Quilt Shows, Lectures, & Classes
- Call for Entries
- Neighborly Guild Calendar



WQ Quarterly Meeting

April Sproule

"The Myth of Creative Genius"

August 3, 2024

Social Hour 9:30, Meeting 10:00am to 12:00pm

Meeting and "Show and Tell" at 10am,

Speaker at 11am

In Person Meeting

Sewing Arts Center

2306 Corinth Ave, Los Angeles, CA 90064



Upcoming Workshops & More



- **It's membership renewal time...** Get ready for an exciting line up of lectures and workshops. This past year has been full of great workshops, lectures and fun time together. WQ Membership form on page 18 and on the WQ website.
- **August 3rd** is a General Meeting at Sewing Arts with a lecture by **April Sproule**
- Are you working on your personal name tag? Looking forward to seeing WQ creativity at the August Quarterly meeting.
- **Jean Impey** "Missy Bleu" In-person workshop at Sewing Arts Center Saturday, **September 7th**, 9:30 AM to 3:30 PM <https://sewjean.com/workshops/missy-bleu/> Details on page 6 and on website.



International Friendship Day July 30th

"National Day" pictures are actual quilts.



PRESIDENT'S MESSAGE

A short bit this month:

It's that time of year. June gloom has lifted, the sun is shining, summer activities are beckoning and holiday fabrics are in the stores, encouraging us to make those presents or decorations right away! Does this work with you? As much as I may think about starting early, I am more likely to wait until October or even November before I really get going. I must admit I have several projects for Halloween through the December holidays waiting from past years that I have yet to tackle too. I'm not sure this will be the year to get to them or not either.



It is also half way through the year and the time when many quilters take the time to review what they have sewn or plan the next 6 months of quilting. Of course that brings up the projects we intended to get to, but didn't. Ahh, the lists we all have made! And works in progress in boxes or drawers! It does seem to be a dead-end circle, doesn't it?

What to do? Don't worry, take a breath, quilt some, then get out and enjoy the sunny days of summer! All your projects will be there when you are ready for them.

Terrie Dorio
WQ President

Membership.....
Westside Quilters Renewal Time.....
Yes, yes sign me up!!!



We've had so much fun this past year as members of Westside Quilters. We hope you all have enjoyed our programs, meeting and getting back to experiences in person. Yay!

Looking forward there will be opportunities to participate in general meetings, workshops and sew-ins. Please renew your membership before August 10th. You will be able to attend our quarterly meeting on August 3rd with a special guest speaker but after that your name will be removed from the roster. The membership form is on our website and dues are still only \$50. If you have any questions, please email membership@WestsideQuiltersLosAngeles.org.

Karynn Dittmar, Acting Membership Chair

Leadership.....

From the Vice –President

My Garden Down Under designed by Irene Blanck

How many quilts do you have left in you to do? I had this conversation with Jenny Bowker years ago when she was waiting to board her plane to return to Australia. She said one, well she does do huge magnificent pictorial quilts. Plus, she went home to deal with horrendous forest fires, loss of a vacation cabin and jet lag. I hope she has changed her mind.



While waiting in line at Candy's Quilt shop, yes, I was one of those ladies with quilting buddies Del and Karynn a question came up. Do you make bed size quilts? Seems like it is generational thing, older quilters still make bed size quilts. One lady said she has a white duvet, bed skirt and pillows so that she can display quilts that just cover the top of her bed but look like they go to the floor. We had a lot of time to make new friends and discuss quilting.

Looks like it is going to be a hot summer. Good time to sit at your sewing machine with your arms at a 90-degree angle for good posture and less strain on your back. Check the height of your chair. Is it perfect for you? Maybe, you need a new one? Quilting is a dangerous sport, not just the rotary cutter but to your general health. It should be fun! Set a timer every 30 minutes to remind yourself to get up and stretch, walk around, drink some water.


Paula Reed suggested putting a low stool, or book to support your left leg so that your hips are level. I'm so short, I put books under my foot pedal, so it is not such a strain on my right leg to push the foot pedal. I also made a little rubber mat for mine, so it doesn't slip around.

The Philanthropy Team is hoping that you will make a 40" x70" quilt for the Happy Trails Camp this summer. So far, they only have 10. Good time to practice proper posture at your sewing machine.



Pat Karasick
Vice-President

Cow Appreciation Day
July 9th



National Kitten Day
July 10th



National Gorgeous Grandma
Day July 23rd



Programs.....

Help Needed!

The Programs Committee works the best when a few people share the job, so we are seeking a couple of members to join Kathryn Pellman to bring speakers, workshops and other activities to Westside Quilters Guild. We have a mostly empty calendar for 2025 and 2026 to fill as we transition to all in-person speakers and workshops for 2025 and 2026 and we need a team help fill it.

We are starting to book speakers and workshops for next year and we need you to make this happen. This is a great opportunity to help research, suggest and contact potential speakers and workshops for our guild. We also need your help to manage contracts, set up workshops and pick up/drop off out of town speakers as needed.

We Need Your Feedback, Suggestions & Ideas!

Your feedback is important to us. We want to know what programs and workshops you are interested in and anything else that is important to you. We are looking for ten members to participate in a one-hour focus group immediately following the August meeting (Bring your own bag lunch. We'll provide snacks and beverages.) Please RSVP to Programs@WestsideQuiltersLosAngeles.org

Speakers & Workshops & Events for 2025

- *January* **In Person Sew In**
- *February 1st* **Quarterly Meeting #1 Libby Williamson.** <https://libbywilliamson.com/>
Lecture: 3-D Quilts + Workshop TBD
- *March* Workshop or TBD
- *April* Workshop or TBD
- *May 3rd* **Quarterly Meeting #2 Jaime Davis.** <https://www.loopytulips.com/>
Lecture: The History and Mystery of Baltimore Album Quilts + Workshop TBD
- *June* Workshop or TBD
- *July* **Fabric Sale**
- *August 2nd* **Quarterly Meeting #3 Lecture + Workshop**
- *September* Three Hour Workshop TBD
- *October 4th* **Quarterly Meeting #4 TBD**
- *November* **Philanthropy**
- *December* **Holiday Tea**

Please note that we will continue to have hybrid meetings so members who would like to join meetings by Zoom may continue to do so.

Please email Kathryn at Kathryn.Pellman@gmail.com if you would like to join the committee or have any questions. Or, at Programs@WestsideQuiltersLosAngeles.org

Join the Programs Committee Team – Join the Fun!!!





Quarterly Meeting

April Sproule

"The Myth of Creative Genius"

<https://sproulestudios.com/blogs/new-workshops-listing/presentation-3-the-myth-of-creative-genius>

August 3, 2024

In Person meeting Lecture on Zoom

Sewing Arts

2306 Corinth Ave, Los Angeles, CA 90064.

Meeting from 10:00am to 12:00pm.

Our speaker on August 3rd will be April Sproule who will be lecturing on "The Myth of Creative Genius".

Bio

April Sproule is an artist whose medium is textiles. She has a great love of design and the many ways it can be used to enrich our lives. She has been creating with fiber since she was old enough to hold a needle. April's her early professional training was at the San Francisco School of Fashion Design, and she continued her education by studying textiles, art, and business.

For 20 years, April was employed by several different fashion and accessory manufacturing firms in the United States and Canada. Her area of specialization was design/new product development. Since 2001, April has been a full-time studio artist who works as a designer and workshop facilitator.



Taught to embroider by her grandmother, April returned to her love of hand stitching in 2014 as she began incorporating embroidery into her textile art and upcycled clothing. From there, she developed a collection of Contemporary Hand Embroidery patterns, the Contempo Collection, and began teaching others her particular style of embroidery.

Artist's Statement

Making art allows me total freedom: the freedom to be optimistic about the outcome of my work as I am flooded with fresh ideas and insights. There are no boundaries or limitations, and every challenge presents an opportunity for me to find a new solution. Artistic exploration has taught me to appreciate being totally immersed in the process of creating with little or no concern with the end result

I enjoy experimenting with fabric dyeing, painting, block printing, machine quilting, and hand embroidery along with many other processes. Most of my work is inspired by nature, and I am finding simplicity to be much more alluring than complexity.

My studio was designed specifically as a textile arts facility, and it is my creative sanctuary. The room is filled with wonderful light and surrounded by enormous trees that shelter the space from the noise of the busy street outside. I feel very fortunate to be here and to do what it is that I do best: create, and share it with others.





In Person Workshop

Jean Impey
"Missy Bleu"

Saturday, September 7, 2024

9:30am – 3:30pm

Sewing Arts

2306 Corinth Ave, Los Angeles, CA 90064.

A return visit with Jean Impey. ["Missy Bleu"](#). Create a beautiful wall hanging or baby quilt. This is a modern take on a Log cabin quilt with a "quilt as you go" element. Learn about tools that make your blocks perfectly square even if you can't sew a straight line. This approach to making quilt block patterns can save you time, and is a great stash buster

Want a fast, fun, easy modern quilt? A quilt that you quilt-as-you-go, and you can use up your stash? Finish in a week and you won't even need a long-armer?

This is a workshop for you! Very modern too (one-of-a-kind), using an old log cabin block for inspiration, you don't even need to sew a straight line – BUT you will have to cut/trim your block straight!

Missy Bleu makes a beautiful wall hanging, the perfect baby quilt or a lap blanket.

Biography

Art has been an integral part of my life since I was a child. I remember always being intrigued and absorbed with making things. My mother encouraged my exploration of all things creative and my life-long creative journey took off including painting, sewing, photography, ceramics, embroidery, gardening just to name a few.

My essence is defined by boundless style, unbridled passion, and inexhaustible energy. I thrive on the thrill of discovery, the beauty in observation, and the perspectives of others. Every moment is an opportunity for me to engage with the world through artistic expression.

In my realm, there's no notion of "doing it wrong"; creativity knows no boundaries. I resonate with Albert Einstein's wisdom: "The easiest way to be creative is to try something different, even if doubt lingers."

I eagerly anticipate the chance to share my unique narrative, creative endeavors, and unwavering passion with you.



Supply List:

- Missy Bleu
 - Sewing machine in working order
 - Basic supplies
 - OPTIONAL: a "stitch-in-the-ditch" foot is helpful but not necessary
 - Thread - you can make a choice to be bold and choose a color that will stand out or if you prefer, neutral. Thread can play an important role in your design
 - Fabric scraps (lights and darks, mediums are harder to work with)
 - Fabric for backing
 - Depending on finish size of quilt, pre-cut 9 or 12 15" square pieces of batting. Any type of batting will work.. cotton, poly, bamboo or wool.
 - A large square ruler and a sharp rotary knife used for squaring up your blocks to a 14" x 14" size

<p><u>National Ice Cream Day</u> July 21st</p> 	<p><u>National Chicken Wing Day</u> July 29th</p> 	<p><u>National Rain Day</u> July 29th</p> 
<p><u>International Kissing Day</u> July 6th</p> 	<p><u>National Bikini Day</u> July 5th</p> 	<p><u>Moon Landing Anniversary</u> July 16th</p> 
<p><u>National Cherry Day</u> July 16th</p> 	<p><u>National Tequila Day</u> July 24th</p> 	<p><u>National French Fry Day</u> July 13th</p> 

Treasurer

Karynn Dittmar, Treasurer

OPENING BALANCE AS OF 5/25/24		5383.14
INCOME		
Membership Dues / Donations	1135.00	
Workshop Fees	0.00	
Guest Fees	0.00	
Fabric Sale Fundraiser	0.00	
Amazon	0.00	
TOTAL INCOME		1135.00
EXPENSES		
Workshop Expense	0.00	
General Meeting Expense	0.00	
Charitable Contributions	0.00	
Bank Adjustment	0.00	
Administrative Expenses	0.00	
Membership Expenses	0.00	
SCCQG Insurance	0.00	
Website	0.00	
PO Box Rental	0.00	
Philanthropy / Ed. Expense	0.00	
Printing / Promotion / Admin.	0.00	
Square Up/Pay Pal Fees	8.72	
Government Fees	0.00	
TOTAL EXPENSE		8.72
NET INCOME		1126.28
CLOSING BALANCE as of 6/25/24		6509.42

Website and Social Media:


Photos from Del Walker's Quilted Coat workshop are up on the Photos page on www.westsidequilterslosangeles.org.

And...always looking for photos of your finished projects for the Weekly Update and Social Media. Send them along to WestsideQuilters@yahoo.com or to me at Swrightquilts@gmail.com

Sally Wright, Website and Social Media Manager



Barbara Weigold July 11
 Susanne Cole July 26
 Judith McCormack July 27
 Marianne Simpson July 29



Philanthropy....

WQ donated 17 quilts to Happy Trails for Kids, we received the following thank you note...

Hello Westside Quilters!

Thank you so much for the wonderful donation that Virginia dropped off today. I would like to send you a proper recognition letter of your donation to keep for your records; which includes our tax recognition number. Could you please send us your mailing address in response to this email? We will forward the letter to you via email and can also send one to you via USPS.

Thank you so much again for your beautiful quilts! We just know that our youth will feel so grateful for your hard work and devotion!

Warmly,

Bess Rous
Happy Trails for Kids Chair 2023-2025
Junior League of Los Angeles
www.jlla.org

We hope you'll join us in making a 'Disappearing Nine Patch' quilt (or 2 or 3...) for Philanthropy this year.

Virginia made the one below using the pattern without a border.

We are taking quilts of any size. If they include a border they will work for the Happy Trails for Kids' quilt drive.

We still have batting and backing fabric available for philanthropy projects, please contact Luann if you need some. Directions on page 10.

If you have any questions please contact Virginia, Luann, or Roberta.



More Philanthropy....

Santa Monica Meals on Wheels is asking for more placemats. This is a great way to use up those stray blocks, strips and other small pieces from your stash. The finished size is 14x18 inches with batting and enough quilting to hold it together. If you have any questions please contact Luann Jaffe.

National Picnic Month July 1 - July 31



Continued from Philanthropy.....

Disappearing Nine Patch

Written by Donna Jordan for Jordan Fabrics Finished Size: 63 x 89"

96 – 5" Charm Squares

Dark accent – 1/2 yard cut to 24@5" square

Light accent - 2 yards – cut to 96@5" square

Inner border - 5/8 yard – cut 7@ 2 1/2"

WOF Outer border - 1 yard – cut 8@4"

WOF Binding - 5/8 yard

Backing – 5 1/2 yards



Lay out the squares into a Nine patch block (see diagram below) putting the accent print in the center. Stitch the squares together using a 1/4" seam allowance. Iron the seam allowances flat. Repeat until you have a total of 24 blocks.

Take one of the ironed Nine Patch blocks and place it on your cutting board. Place your plastic ruler exactly along the horizontal center line and cut with a rotary cutter. Now place the plastic ruler exactly along the vertical center line and cut again.

Turn the blocks to match the diagram below and stitch back together.

Repeat with all the remaining blocks. Lay out the 24 blocks into a 4x6 block quilt top as shown in the picture of the finished quilt (all the blocks are oriented the same way). Stitch the blocks into rows and stitch the rows together.

Stitch the inner border onto all 4 sides of the quilt, then repeat with the outer border.



Quilt, bind, and enjoy!

Sample by Luann Jaffee



Calls for Entry July 2024

Continuing our notifications for ways to display your quilts and textile pieces to a wider audience... Please note a great opportunity from Sacred Threads this month!

For some great information from a veteran on how to get your work shown see this blog entry from Sue Bleiweiss <https://suebleiweiss.blog/2018/06/14/getting-your-work-out-there/>

I also recommend this blog post from Lyric Kinard on how to choose venues to display your work - <https://lyrickinard.com/2019/05/showing-your-work-choosing-venues/>

Here are some suggestions for quilt entry photography from International Quilt Festival.
PHOTOGRAPHING YOUR QUILT FOR SUBMISSION

- Having a great photo of your quilt - straight on, in focus, not on a bed or held up showing hands and feet, super important. There is lots of great info on quilt photography on line. Google!

Entering shows is not difficult, but to begin here are a few guidelines:

- Always make sure you read everything in the call including the calendar, requirements, rules, etc.
- Especially the rules! Will save headaches and disappointment later on.
- Keep a record on your entries so you won't be caught with a quilt needing to go two places at once. Having to remove a quilt from a show or exhibit because you misread the exhibition dates is a no-no. Ask me how I know...
- Don't be intimidated or depressed by a rejection! There are lots of different reasons why a quilt doesn't fit into a specific show. It is usually not because your quilt is bad!

The calls below are just a sample of the many opportunities out there. For more search "Fiber Art Calls for Entry" or "Quilt Calls for Entry"

Here are some calls...

A new idea from Sacred Threads - Sacred Threads - Art in Hospitals.

Sacred Threads is pleased to announce a collaboration with The Healing Arts Program at UChicago Medicine. Help us fill the walls of the hospital with uplifting art quilts. We need your art! Read our prospectus page and please enter. <https://www.sacredthreadsquilts.com/artinhospitals-cfe.html>
Entry Deadline July 29, 2024

Quilts=Art=Quilts Nov. 2, 2024- Jan. 5th, 2025 is an international juried quilt exhibition at the **Schweinfurth Art Center** in Auburn, New York. The Art Center has been a longstanding proponent of quilts as a visual arts medium and has been presenting quilts in a gallery setting since 1981. https://artist.callforentry.org/festivals_unique_info.php?ID=13681
Entry Deadline August 6, 2024

Excellence in Fibers X (Fiber Art Now magazine & Everett, WA) <https://www.fiberartnow.net/calls/>
Jan 15, 2025 - Feb 14, 2026
Entry Deadline August 31, 2024.

Threading the Needle: National Art Quilt Exhibition, November 7-December 12, 2024, is a competitive national exhibition organized by the Webber Gallery of the College of Central Florida. Open to both 2D and 3D quilted works, the exhibition will present a celebration and examination of contemporary art quilts from artists throughout the United States. Work must be predominately fabric or fabric-like material and composed of at least three layers held together by stitching.

https://artist.callforentry.org/festivals_unique_info.php?ID=13575

Entry Deadline September 15, 2024

AQS Quilt Week Daytona Beach, February 19-22, 2025

<https://www.americanquilter.com/quiltweek/aqs-quilt-contests/>

Entry Deadline September 21, 2024

Sacred Threads Call for Entry:

Sacred Threads is excited to announce our call for entry for the 2025 Sacred Thread Exhibit in Indianapolis AND its Preview Travel Exhibit. The Preview Travel Exhibit will debut in Houston at the 2024 International Quilt Festival and then continue to travel throughout the summer of 2027. All pieces in the Preview Travel Exhibit will be shown at the main exhibit in Indianapolis.

As Sacred Threads transitions to a new team and location, we want to maintain the momentum of our travel exhibit and other venue opportunities. Therefore, our 2025 Travel Exhibit will debut before the main Indianapolis Exhibit.

We will open the call for entries in January of 2024.

Entry Deadline – January 10, 2025.

For More Information: Questions regarding exhibit: Barb Triscari betoncat@betoncat.com or Lisa Ellis lisa@ellisquilts.com.

QuiltCon 2025 – Phoenix Arizona Thursday, February 20th – Sunday, February 23rd, 2025.

Call for entries is open from September 1, 2024 – October 31, 2024, 11:59 p.m. EDT.

Here are the guidelines and rules <https://quiltcon.com/submit-a-quilt/>

Pennsylvania National Quilt Extravaganza Quilt Competition Quilts may be entered into the - Full-Size Innovative/Traditional/Mid-Century Mod Quilt Competition and/or- Wall Quilt Competition 2024 Themes = Stepping Up

- You make one;
- You finish one;
- How did you step up for this one?

Mid-Century Mod/Modern Quilt Theme

Mid-Century Mod emphasizes the look and feel of mid-20th-century design. Artists are asked to draw inspiration from this period, reflecting on their own exposures or from the work of artists such as Joan Miro, Piet Mondrian, Victor Vasarely, Frank Stella, etc.

Entry Deadline: Monday, July 29, 2024

2024 Quilts Unlimited - View Arts Center Old Forge, NY. <https://www.viewarts.org>

Entry at https://artist.callforentry.org/festivals_unique_info.php?ID=13456

Entry Deadline: 8/30/24

Questions?

Sally Wright sally@sallywrightquilts.com



<p><u>International Tiger Day</u> July 29th</p> 	<p>National Moon Day July 20th</p> 	<p>World Snake Day July 16th</p> 
--	--	---



A NEIGHBORLY GUILD CALENDAR

July 2024	
July 3? Santa Monica Quilt Guild www.santamonicaquiltguild.org	<u>Leah Zieber</u> : Lecture: "History Repeated" Antique Quilt Trunk Show & Lecture
July 7 LA Modern Quilt Guild www.LAMQG.org	<u>TBD</u>
July 8 San Fernando Valley Quilt Guild www.sfvqg.net	<u>Lola Newman</u> Lecture: 'Stitchin' by the River
July ? Westside Quilters www.WestsideQuiltersLosAngeles.org	<u>TBD</u>
July 13 Glendale Quilt Guild www.glendalequiltingguild.org	<u>Kathi Wilson</u> Workshop: That Sweatshirt! with
July 18 South Bay Quilters Guild www.southbayquiltersguild.org	<u>Meg Cox</u> Lecture: "quilt Journalist Tells All...A Report Inside the quilt World"
July 21 African American Quilters of Los Angeles www.easysite.com/aaqla	<u>Meeting</u> – third Sunday of the month
August 2024	
August 3 Westside Quilters www.WestsideQuiltersLosAngeles.org	<u>April Sproule</u> Lecture: "The Myth of Creative Genius"
August Santa Monica Quilt Guild www.santamonicaquiltguild.org	Summer Potluck and Philanthropy Sewing : "Sandwich Night"
August 12 San Fernando Valley Quilt Guild www.sfvqg.net	<u>Sue Rasmussen</u> Lecture: Art Quilts Demystified
August 12 LA Modern Quilt Guild www.LAMQG.org	<u>Meeting</u>
August 17 Glendale Quilt Guild www.glendalequiltingguild.org	Workshop: Indi-Go-Modern with David Owen Hastings
August 17 African American Quilters of Los Angeles www.easysite.com/aaqla	<u>Meeting</u> – third Sunday of the month
August 20 South Bay Quilters Guild www.southbayquiltersguild.org	<u>Guild Meeting</u>
August ?? Simi Valley Quilt Guild www.simivalleyquiltguild.org	<u>TBD</u>

World UFO Day August 2nd

At Home and Surfing the Internet & some venturing out

Japan Tours with Patricia Belyea

Quilter and teacher Patricia Belyea is co-leading four tours to Japan in late Fall 2024 and early Spring 2025. The tours focus on quilting and textiles with insider visits, hands-on workshops, celebrity meet-ups, special meals, and more.

The NOV 2024 tour will be co-led by Jane Sassaman and features the Yokohama Quilt Show. The MAR 2025 tour will be based in Kyoto during Cherry Blossom season!

Each tour is limited to 16 participants. All places are Single Occupancy in 4-star hotels.

For the trip of a lifetime, check out itineraries and pricing at <https://okanarts.com/pages/tours>



Pacific International Quilt Festival in Santa Clara: July 26 – July 30

Ricky Tims LIVE - What are the Differences Between Domestic Machine Quilting and Longarm Quilting? - YouTube https://www.youtube.com/channel/UCswB_mTAe0AhmxVjPf8cNLA

Quilting Arts podcasts? <https://www.quiltingdaily.com/category/quilting-arts-podcast/>

See the Speaker Calendar of the Southern California Council of Quilt Guilds for additional events. Go to www.sccqg.org scroll down to the bottom of the homepage and click on the box "Speakers" and see other SCCQG guilds and speakers into 2024

A few pictures from Del Walker's Quilted Coat Workshop



Editor's Note.....

Good bye Candy's Quiltworks.....My first "let's go fabric shopping" field trip with new WQ friends was to Candy's Quiltworks. I was new to the quilt guild world and was discovering that there were actually other people who loved browsing fabric stores and buying more fabric than they needed. Sally Wright invited me and 3 others to join her to go to Candy's and lunch at a nearby Chinese restaurant. I recall it as a fun afternoon outing and an introduction to an amazing chocked full fabric store. Being a batik lover, I couldn't believe my eyes! Being a lover of all sorts of fabrics, I couldn't believe my eyes! Over the years I have made many trips to Candy's, so it is sad to see it close.

For any of you who made the trip to Candy's during their closing sales, you probably have a story of how long you stood in line to get your fabric cut and again to pay for your bargains. We ran in to friends and made new friends as we stood in line for hours, snaking through the store waiting to pay! Or, on my 2nd bargain hunting visit waiting outside in the heat with fellow crazy quilters.

Monday, June 24th, enticed by 80% off (love a bargain) my husband and I drove out to Candy's, I envisioned him holding all the bolts as I picked more fabric. We parked on the street and then joined a line of more than 75 people waiting outside in the heat. We enjoyed the company of some traditional quilters and a punk rocker chef/quilter. The people in line had been waiting more than 2 ½ hours when we joined the line. We waited about 45 minutes and observed no movement in the line! At this point my husband said he didn't want to wait any more and that he was okay with me buying all the fabric that I wanted at full price as long as he didn't have to wait in line.

Happy stitching.....

Debbie Nussbaum
Westside Quilters Newsletter Editor



<p><u>World Chocolate Day</u> July 7th</p> 	<p><u>National Mac and Cheese Day</u> July 14th</p> 	<p><u>National Give Something Away Day</u> July 15th</p> 
<p><u>Pioneer Day</u> July 24th</p> 	<p><u>National Video Game Day</u> July 8th</p> 	<p><u>National Avocado Day</u> July 31st</p> 

Westside Quilters Board Meeting – 1 June 2024

Board members meeting at Dittmar residence or connected by Zoom: Sonja Daniel, Karynn Dittmar, Terrie Dorio, Lisa Drew, Luann Jaffe, Pat Karasick, Nancy Kawahara, Virginia Marshall, Debbie Nussbaum, and Sally Wright. Not present: Roberta Walley.

President: Terrie Dorio had a request (forwarded by Sally Wright) from Night Owl Quilts to have an Opportunity Quilt at a quarterly meeting. We already have one scheduled for which we need a photo for the Newsletter. A date offer will be made to see if that is acceptable. Kathryn Pellman will arrive later in this meeting to present her ideas for Programs. There is a need to check By-laws for several matters including but not limited to securing approval for Board Members to serve more than two years in same position; what duties/entitlements presidential appointments (Web Development, Hospitality, etc.) have; whether a position such as Programs can have more than one voting member.

Vice President: Pat Karasick no comments

Treasurer-Membership: Karynn Dittmar reported a bank balance of \$5386.94. From a P&L position, the workshops last year almost broke even—a loss of about \$400. April's teacher cost was \$450; Jean Impey/Sewing Arts will be about \$1000; and Julia McLeod \$450. Suggested that we open the workshops to other guilds to up the attendance. There have been 16 membership renewals. A notice in the July Newsletter to remind members to renew.

Programs: The Rachel Derstine Zoom lecture *Bringing Architecture to Life* was well-received. Zoom worked well. Fred was key in facilitating the process with only small glitches. Del Walker's June 8th workshop on Quilt Jacket has 8 people signed up. An invitation will be made to members to join us at Slow Stitching held from 1-3 pm on the first & third Thursdays at Sewing Arts. The first meeting in person and the third Thursday by Zoom. Nancy Kawahara has the code to set up the new Zoom account which is \$80 for one person for one year and \$160 for two people. It was agreed that it was prudent to have a two-person account.

Philanthropy: Luann Jaffe stated we are still collecting quilts for Happy Trails for Kids and have about 10 large quilts on hand. The size dimensions (14x18) for the Meals on Wheels Placemat Project (in conjunction with Santa Monica Guild and Quilts from the Heart) will be posted. The November 2nd Sew-In will be at the Pacific Police Station. Pat Karasick will secure the space.

Newsletter: Debbie Nussbaum asked that all materials be submitted by the 25th. Sally Wright asked that the Newsletters be forwarded to the Executive Board (Fred, Glenda and Suzanne).

Website: Sally Wright reported that photos from May 4th are up, and server addresses will be changed in the coming week. Nancy Kawahara reported that she is investigating "Dreamweaver" Software and "TechSoup" which works with nonprofits to see what benefits they offer.

New Business: Sally Wright asked that we change the "Show and Tell" heading in the Minutes to "Quilters Showcase" which will be done in subsequent Minutes. Kathryn Pellman joined the group and thoroughly outlined her ideas for future Programs within the parameters she had in mind acknowledging that they could be adjusted to meet budgetary needs of the guild. Her presentation was well-received, and she agreed to chair Programs but wants two people to assist her. She will make those selections herself. Next Board Meeting will be July 20th. Meeting adjourned at 12:27 pm.

Respectfully submitted:

Sonja Daniel, Secretary



WESTSIDE QUILTERS

Membership Form June 1, 2024 to May 31, 2025

PLEASE WRITE CLEARLY and MAKE SURE YOU INCLUDE YOUR EMAIL ADDRESS

Name	Birthday
Address	
City/State/Zip Code	
Home Phone	Cell Phone
Email:	
Occupation	Retired? From?
Member of Mini-Group?	Interested in joining a mini-group?

Renewal Membership

New member

Annual Membership Dues to May 31, 2025 (dues are not tax deductible)

\$50.00

Fully Tax-Deductible Charitable Donation.....

Total Amount Enclosed _____

Members of Westside Quilters (WQ) may participate in all Guild activities, have the right to vote, hold elective or appointed office, attend General Meetings without fee, and register for workshops at member rates. WQ members pledge to perform a few service hours each year.

For renewing members, please indicate your contributions this past fiscal year:

- Served on the Executive Board or a volunteer committee.
- Engaged in philanthropic quilting activities (WQ or other organizations).
- Assisted at general meetings of workshops or field trips.
- Contributed to the WQ newsletter or distributed promotional WQ material.
- Other activities _____

Members can pay with a check, cash, credit card, PayPal (westsidequilters@yahoo.com) or Zelle - preferred - (treasurer@westsidequilterslosangeles.org). If paying by credit card, please fill in the information below:

American Exp. Master Card Visa

Credit card number _____ Name as it appears on card _____

Expiration date _____ CVV _____ Billing Zip Code _____

Please sign and complete this application. Mail to Westside Quilters, PO Box 641925, Los Angeles, CA 90064 or email to westsidequilters@yahoo.com.

Signature _____ Date _____

Westside quilters is a Federal 501(c)(3) tax-exempt public charity. The effective date of exemption is June 17, 2010, as specified in the determination letter dated May 26, 2011.